

# EX73900E Series

Hardened Managed 10 to 16-Port Gigabit Ethernet Switch



## Overview

EtherWAN's EX73900E series is a hardened DIN-rail mounted managed Ethernet switch platform. Equipped with up to 12 gigabit Ethernet and 4 dual-rate gigabit SFP ports, the EX73900E series provides flexibility, speed, and reliability to support networks for urban infrastructure, transportation, security, power substations, and other areas where connectivity is crucial.

EtherWAN — "When Connectivity is Crucial."

## Highlights

### + High Bandwidth and Versatility

8 or 12 10/100/1000BASE-T(X) ports for High bandwidth connections  
Up to 4 Dual-rate 100/1000BASE SFP uplink ports for fiber connections  
Full capacity switching running at full duplex

### + Hardened-Grade for Non-Ventilated & Harsh Environments

Wide operating temperature range -40 to 75°C (-40 to 167°F)  
Fanless operation  
High impact, thermal shock, and electrical noise resistance

### + Lite Layer 3 Functionality

Static routing, RIP v1/v2, and OSPF support  
Redundancy with VRRP  
Reduces amount of broadcast traffic

### + Compliance

IEC 61850-3/IEEE 1613 certified for power substations  
NEMA TS2 rated  
UL certified for safety

### + Management/Security Features

Port control  
Dying gasp feature provides SNMP trap upon power off  
Configure and monitor with eVue™ and eLite™

### + Support

Complimentary Technical Support  
Free Firmware Upgrades  
Limited Lifetime Warranty

## Features

### + Interface

CLI, Telnet, Web GUI

### + Management

Firmware upgrade  
Configuration backup  
DHCP Server/Client  
RMON (Remote Monitoring)  
Port Mirroring  
NTP (Network Time Protocol) synchronization  
LLDP (Link Layer Discovery Protocol)  
IPv4/IPv6  
SNMP v1/v2c/v3

### + Security

MAC Address filtering  
Enable/Disable port  
Storm control  
System logging  
IEEE 802.1x LAN Access control  
Remote authentication through RADIUS and TACACS+  
Complex password support  
Multi-user login and privileged access management  
SSH for CLI and Telnet security  
SSL and HTTPS for web security  
ACL (Access Control List, up to 4096 entries)

### + Quality of Service (QoS)

Priority Queues: 8 queues per port  
Traffic classification based on IEEE 802.1p CoS (Cost of Service), DSCP (Differentiated Services Code Point), WRR (Weighted Round Robin), and strict mode  
Rate Limiting (Ingress/Egress)

### + Layer 2 Features

**Auto-negotiation for port speed and duplex**  
Flow Control  
IEEE 802.3x full duplex mode  
Back-pressure half duplex mode

#### Redundant Protocols

IEEE 802.1D STP  
IEEE 802.1w RSTP  
IEEE 802.1s MSTP  
EtherWAN's Alpha-Ring network fault recovery

#### VLANS

IEEE 802.1Q Tag VLANs  
GVRP  
GMRP

#### Link Aggregation

Static Trunk (4 groups)  
IEEE 802.3ad LACP

#### IGMP Snooping v1/v2/v3

### + Layer 3 Features

#### IP Packet Routing

Maximum number of routes in hardware: 64 entries  
Static Routing  
RIP v1/v2  
OSPF v2

#### Routing Redundancy

VRRP

### + Software Properties and Performance

**Switching Fabric**  
32Gbps

**Forwarding Rate**  
23.5Mpps

**Total VLAN Entries**  
256 (4096 VID)

**Jumbo Frame Size**  
9KB

**MAC Table Size**  
16K

**Packet Buffer Memory**  
12M bits

## Specifications

### + Interface

#### Ethernet

8 or 12 x 10/100/1000BASE-T(X)

2 or 4 x 100/1000BASE SFP

#### Console

1 x RJ45

#### Config Backup

1 x USB (Type A Connector)

#### Digital Input

2 x Digital Input

Wet Contact: 0-3V for State 0; 13-30V for State 1;

Max Input Current: 8mA

Dry Contact: Logic Level 1–Close to GND; Logic Level 0–Open

#### Alarm Contact

2 x Relay output, current capacity 0.6A/30VDC

#### LED Indicators

Per Unit: Power 1, Power 2, Alarm

Per Port: Link/Activity

### + Technology

#### Standards

IEEE 802.3 10BASE-T

IEEE 802.3u 100BASE-TX/100BASE-FX

IEEE 802.3ab 1000BASE-T

IEEE 802.3ad link aggregation control

IEEE 802.3z 1000BASE-SX/1000BASE-LX

IEEE 802.3x full duplex and flow control

IEEE 802.1D STP

IEEE 802.1p QoS

IEEE 802.1Q Tag VLANs

IEEE 802.1s MSTP

IEEE 802.1w RSTP

IEEE 802.1x PNAC

IEEE 802.1ab LLDP

#### Forward/Filtering Rate

14,880pps for 10Mbps

148,810pps for 100Mbps

1,488,100pps for 1000Mbps

#### Processing Type

Store-and-forward

Auto-negotiation

Half-duplex back-pressure and full-duplex flow control

Auto MDI/MDIX

System Memory  
2Gb DDR3 SDRAM

Flash Storage  
1Gb

## + Power

Input  
12-48VDC Redundant (Terminal block)

Power Consumption  
20W Max

Protection  
Reverse Polarity Protection  
Overload Current Protection

## + Physical

Casing Material  
Aluminum

IP Rating  
IP40

Dimensions  
72 x 140 x 170mm (W x D x H)  
2.8" x 5.5" x 6.7"

Weight  
1.4kg (3.08lbs)

Installation Type  
DIN-rail mounting

## + Environmental

**Operating Temp.**  
-40 to 75°C (-40 to 167°F)

**Storage Temp.**  
-45 to 85°C (-49 to 185°F)

**Relative Humidity**  
5% to 95% (non-condensing)

## + Regulatory

**ISO**  
Manufactured in ISO-9001 facility

**EMI**  
FCC Part 15B Class A  
VCCI Class A  
EN 61000-6-4  
EN 61000-3-2  
EN 61000-3-3

**EMS**  
EN 61000-6-2  
EN 61000-4-2 (ESD)  
EN 61000-4-3 (Radiated RFI)  
EN 61000-4-4 (Burst)  
EN 61000-4-5 (Surge)  
EN 61000-4-6 (Induced RFI)  
EN 61000-4-8 (Magnetic field)

**Safety**  
UL 61010

**Traffic**  
NEMA TS2

**Rail**  
EN 50121-4

**Power Substation**  
IEC 61850-3/IEEE 1613

**Vibration**  
IEC 60068-2-6

**Shock**  
IEC 60068-2-27

**Free Fall**  
FED STD 101C Method 5007.1

## + Warranty

**Length**  
Limited Lifetime

**Details**  
[www.etherwan.com/support/warranty-policy](http://www.etherwan.com/support/warranty-policy)

## + What's Included

Device

Ethernet Switch

**Cables**

1 Console Cable

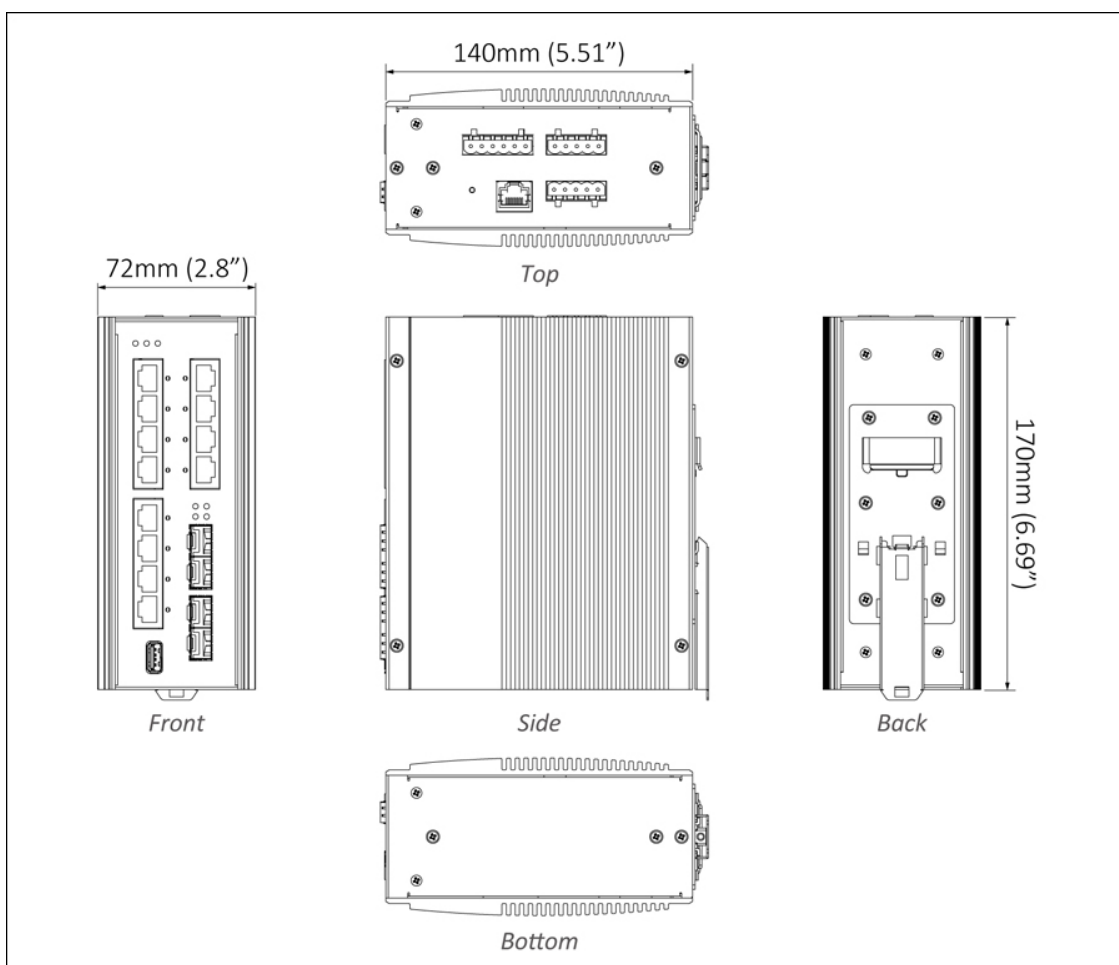
**Installation**

Mounting brackets, screws

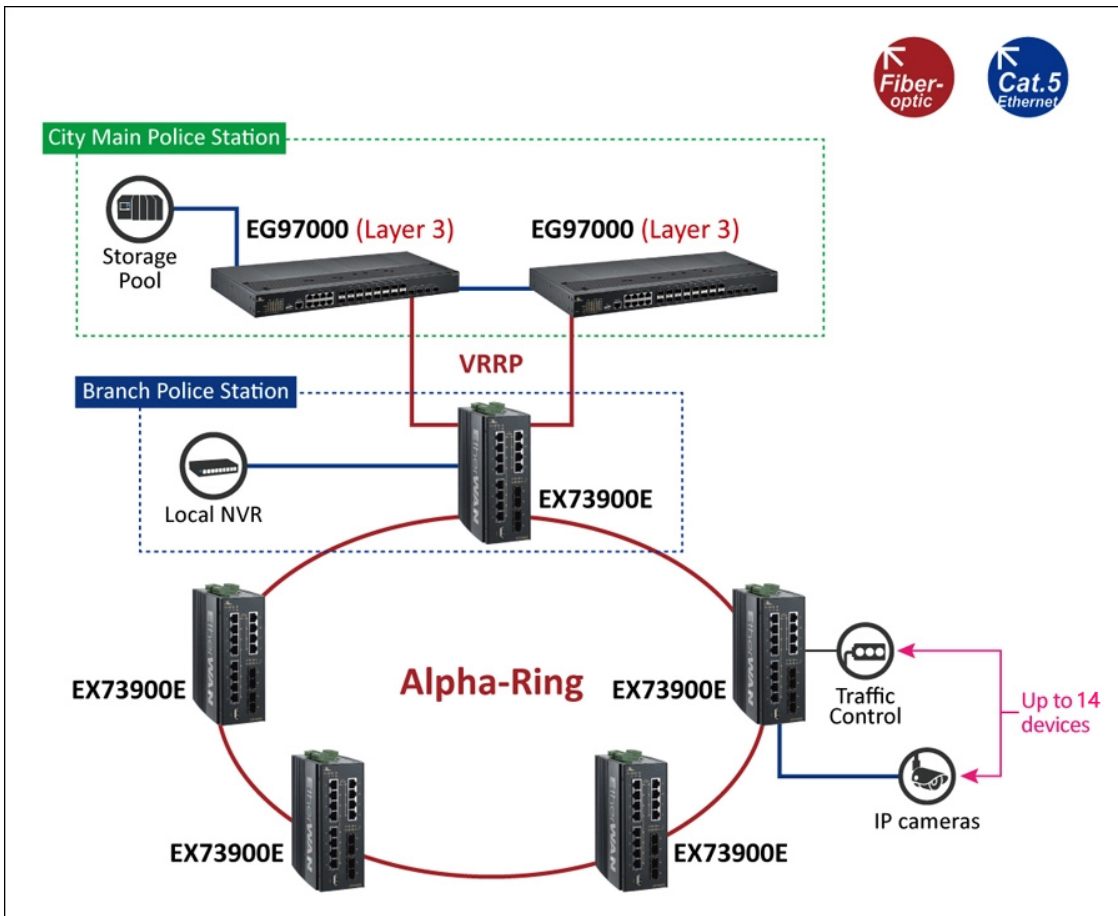
**Documentation**

Quick install guide

## Dimensions




# Application



# Software

Network Management [eVue™ Network Configuration and Monitoring Tool](#)  
 Network Discovery [eLite™ Network Discovery and IP Configuration Tool](#)



The screenshot shows the EtherWAN web interface. At the top, there are navigation tabs: Home, Devices, Batch, Group, Events, and Settings. The main content area is divided into two sections: 'Device List' and 'Topology'.

**Device List:** A table with columns for IP, System Name, and Group. It lists 12 devices, all with green status indicators.

IP	System Name	Group
192.168.50.12	EG99-5012	
192.168.50.62	EX709-5062	
192.168.50.254	R50	
192.168.50.11	EG99-5011	
192.168.50.63	EX74-5063	
192.168.50.14	EX779-5014	
192.168.50.61	EX71v2-5061	
192.168.50.44	EX71-5044	
192.168.50.64	EX73-5064	
192.168.50.34	EX739-5034	

**Topology:** A network diagram showing interconnected nodes. A legend indicates Online (green circle), Offline (grey circle), and Event (red circle).

**Latest Events:** A table with columns for Acknowledged, ID, Severity, Time, Service, Node, and Message.

Acknowledged	ID	Severity	Time	Service	Node	Message
✓	5107	Normal	6/28/2019, 9:50:35 AM	login	server	User 'admin' logged in.
✓	5106	Normal	6/27/2019, 10:00:50 AM	login	server	User 'admin' logged in.
✓	5105	Major	6/24/2019, 1:18:23 PM	ping-monitor	192.168.1.19	Web 192.168.1.19 is down.
✓	5105	Major	6/24/2019, 1:18:23 PM	ping-monitor	192.168.1.19	Telnet 192.168.1.19 is down.
✓	5104	Normal	6/24/2019, 1:12:34 PM	login	server	User 'admin' logged in.



The screenshot shows the eLite application window. The title bar reads 'eLite'. The menu bar includes 'List Server', 'Firmware', 'Configuration', and 'Help'. Below the menu bar is a toolbar with various icons. The main content area is a table with columns for IP Address and MAC Address.

IP Address	MAC Address
192.168.50.22	00:e0:b3:50:22:00
192.168.50.31	00:e0:b3:50:31:00
192.168.50.72	00:e0:b3:50:72:00
192.168.50.55	00:e0:b3:50:55:00
192.168.50.23	00:e0:b3:50:23:00
192.168.50.73	00:e0:b3:50:73:00
192.168.50.44	00:e0:b3:50:44:00
192.168.50.64	00:e0:b3:50:64:00
192.168.50.43	00:e0:b3:50:43:00
192.168.50.62	00:e0:b3:50:62:00
192.168.50.71	00:e0:b3:50:71:00
192.168.50.24	00:e0:b3:50:24:00

The status bar at the bottom left shows 'Ready'.



## Ordering Info

### + Model

EX73934E-0VB 12-port 10/100/1000BASE-T(X) + 4-port 100/1000BASE SFP  
EX73924E-0VB 8-port 10/100/1000BASE-T(X) + 4-port 100/1000BASE SFP  
EX73922E-0VB 8-port 10/100/1000BASE-T(X) + 2-port 100/1000BASE SFP

### + Accessories

Hardened 100BASE SFP Modules	<a href="http://www.etherwan.com/products/sfp-fiber-transceiver">www.etherwan.com/products/sfp-fiber-transceiver</a>
Hardened Gigabit SFP Modules	<a href="http://www.etherwan.com/products/sfp-fiber-transceiver">www.etherwan.com/products/sfp-fiber-transceiver</a>
DIN-Rail Power Supplies	<a href="http://www.etherwan.com/products/din-rail-power-supply">www.etherwan.com/products/din-rail-power-supply</a> (* )
*Recommended Power Supply	EX41-145046 Power Supply 45W 12VDC with Open Wire

